

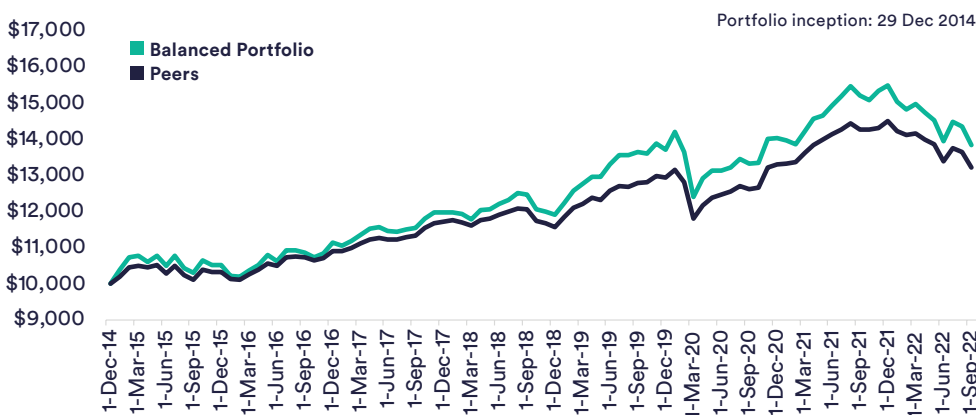
InvestSMART Balanced Portfolio

September Quarter 2022

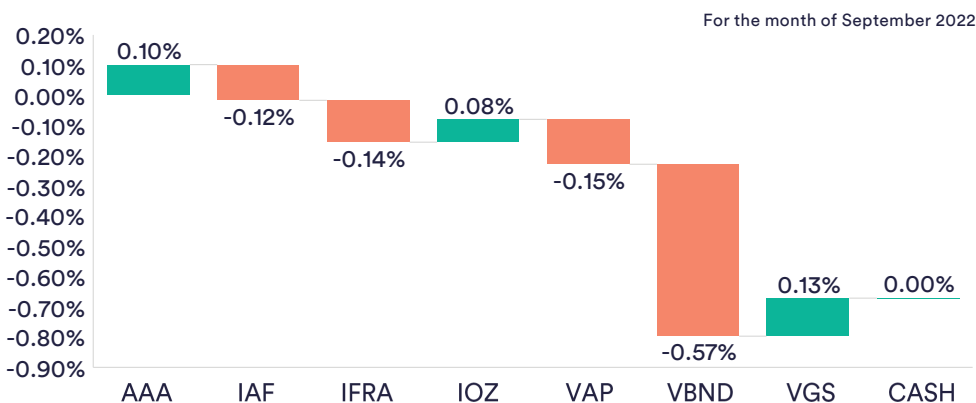
Despite all the doom and gloom in September the Balance portfolio managed to buffer itself from the worst of the market declines falling only 0.76 per cent after fees for the quarter.

There were no changes to the portfolio over the quarter and InvestSMART continues to review and evaluate the portfolio's holdings and performance to assure each one is providing the correct allocation you require for a balanced risk profile and is meeting its long term stated goals.

Performance of \$10,000 since inception



Attribution of returns



Portfolio mandate

The Balanced Portfolio is a simple way to get exposure across many different markets. The potential for capital growth over 3 to 5 years lets your portfolio do more of the hard yards working towards your goals

The objective is to invest in a portfolio of 5-15 exchange traded funds (ETFs), that provide a more even mix of regular income plus the potential for capital growth through equities, property and infrastructure assets.

\$10,000
Minimum initial investment

4+ yrs
Suggested investment timeframe

5 - 15
Indicative number of securities

Risk profile: Medium - High
Expected loss in 3 to 4 years out of every 20 years

Morningstar AUS Balanced Target Allocation Net Return (NR) AUD
Benchmark

Performance of Individual Holdings

VGS – Vanguard MSCI Index International Shares ETF – 26 per cent weighting

International equities have been under huge strain. Inflation is rife in the US, Europe and even Japan. Respective cash rates are rising at the fastest paces since the 1990s and 1980s while the globe is also facing an energy crisis not seen since the 70s, which is leading to the cost of living skyrocketing.

Yet despite all this international event risk, VGS finished the quarter down just 0.13 per cent. July and August were very positive months. There were expectations that global inflation was peaking, that energy prices may return to more manageable levels and that the US Federal Reserve in particular would moderate its rate hiking path.

This, however, was proven to be incorrect and led to a repricing of the global markets in September, which led to VGS having its worst month since the start of the pandemic.

Looking forward, markets are currently dealing with a high probability of recession in Europe and America. Markets are also grappling with rate increases that are bigger and sharper than most have experienced in living memory, which is making pricing difficult.

What should be noted about US recessions in modern history is: once a recession is confirmed, it normally leads to a rally in US equities. The main reasoning for these rallies is the market's belief things can only improve. Whether that trend continues into the future is something we are watching very closely.

AAA – Betashares Australian High Interest Cash ETF – 19.5 per cent weighting

AAA continued to power ahead as interest rate rises from the Reserve Bank of Australia (RBA) translated into higher yields for money markets. The interest on AAA has now jumped to 2.73 per cent, having started the calendar year at 0.2 per cent. This is pushing the total returns on AAA to levels not seen in its history. This much-needed return from an asset class that has suffered over the last decade is good to see and is providing a solid defensive asset in your portfolio during this period.

IOZ – iShares S&P/ASX 200 ETF – 18 per cent weighting

IOZ was not immune from the tumultuous trading in the final month of the quarter. With financial risk rising, global concerns about inflation and every month of the quarter seeing a 0.5 per cent rate rise by Reserve Bank of Australia, IOZ could not hold on to the gains it made in July and August, finishing the quarter down 1.8 per cent.

That should be put into context. September was the worst month for global markets since March 2020 - the peak of COVID. Yet IOZ finished the quarter down just 1.8 per cent.

IOZ also had to deal with the majority of its holdings going ex-dividend which added to the downward pressure. That said, October will see those dividends actually returning to shareholders. It is a record amount, over AU\$43 billion. A significant amount of this will return to the market through dividend reinvestments which should support the ASX 200 and, by extension, IOZ to start the final quarter of the year

How the remainder of 2022 will play out will come down to how pessimistic the global situation gets. But it should be noted, markets are always trying to price themselves 12 months ahead and October 2023 is likely to be much rosier than the situation we have now.

IAF – iShares Core Composite Bond ETF – 17.5 per cent weighting

If it wasn't for the UK's government's decision to implement their unfunded tax cuts using UK government debt, Australian bonds would have probably finished the quarter in the black.

Having priced in the risk of rapid rate rises from the Reserve Bank of Australia (RBA) and other central banks in June, Australian bonds recovered solidly in July and August.

The Australian Commonwealth Government Bond (ACGB) 10-year bond yield moved from 3.77 per cent at the end of June to 3.34 per cent at the end of August. This movement was not exclusive to the ACGB 10 year either and similar declines in yields were seen across all maturities, helping IAF appreciate.

However, as mentioned, the release of the UK's unfunded tax policy coupled with sharper and harder rate rises from the US Federal Reserve riled global and domestic bond markets, leading to a complete reversal of fortunes for IAF and seeing it lock in its second consecutive quarter of losses, finishing down 1.26 per cent for the quarter.

Looking forward, the very large and dramatic declines seen in the first half of 2022 are unlikely to recur in the final quarter as rate rises are now priced in, which should limit further downsides.

VBND – Vanguard Global Aggregate Bond Index ETF – 14 per cent weighting

It was a very tricky quarter for global bond markets and, by extension, VBND. VBND is heavily dominated by US bonds and with the US Federal Reserve signalling during the quarter it would not waver from its current inflation-busting path, bonds were heavily sold off.

This was not the only issue faced by VBND, the UK government's decision to launch unfunded tax cuts sent UK gilts (bonds) into freefall, so much so that the Bank of England had to step in and stabilise the system by buying long-dated gilts.

This was not just felt in the UK as UK pension funds use global bonds to fund their defined benefits pension schemes. To cover the rising cost of funds owed to creditors, these funds were forced to sell their holdings to cover the cost. This meant that US, European and other developed bond markets the funds were invested in fell as well.

All this meant VBND fell 4.4 per cent for the quarter and logged its third consecutive quarter of declines.

We do not expect another policy mistake of the magnitude seen in the UK again and thus VBND shouldn't experience a quarter like the one just past. However, central banks across the world do continue to talk tough on inflation and this could lead to further bouts of volatile trading in fixed income markets.

Performance vs Peers

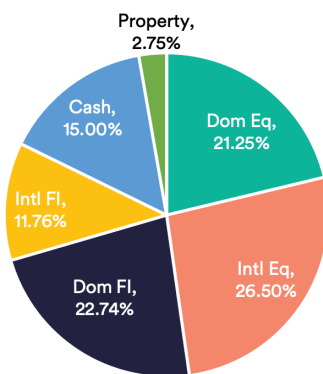
	1 yr	2 yrs	3 yrs	5 yrs	SI p.a
Balanced Portfolio	-9.0%	1.9%	0.5%	3.7%	4.2%
Peers	-7.4%	2.2%	1.0%	3.0%	3.7%
Excess to Peers	-1.6%	-0.3%	-0.5%	0.7%	0.5%

Fees: InvestSMART Balanced fees are 0.55% Vs Average of 468 peers 1.37%

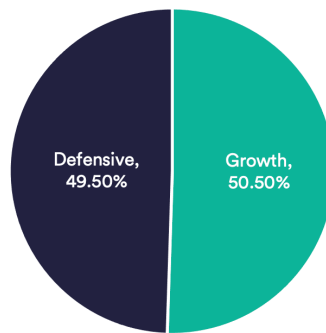
Note: Our InvestSMART Balanced is benchmarked against Morningstar® Australia Balanced Target Allocation NR AUD+ Portfolio inception (SI): 29 Dec 2014

Attribution of returns

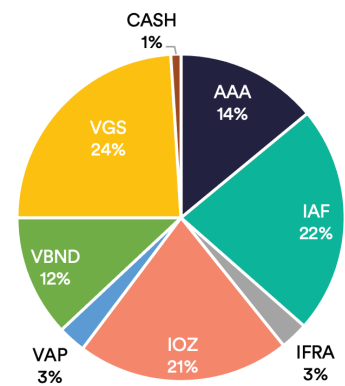
By class



By profile



By holdings



Our Investment Committee



Alastair Davidson
Head of Funds Management



Effie Zahos
Independent Director



Alan Kohler
Editor-in-Chief



Paul Clitheroe
Chairman



Ron Hodge
Managing Director

Important information

This document has been prepared by InvestSMART Funds Management Limited (ABN 62 067 751 759, AFSL 246441) (InvestSMART), the responsible entity of the InvestSMART Capped Fee Portfolios (Fund) and issuer of the Fund. While every care has been taken in the preparation of this document, InvestSMART makes no representations or warranties as to the accuracy or completeness of any statement in it. To the maximum extent permitted by law, neither InvestSMART, its directors, employees or agents accept any liability for any loss arising in relation to this document. This document is not an endorsement that this portfolio is appropriate for you and should not be relied upon in making a decision to invest in this product. You should always consider the relevant disclosure document (including Product Disclosure Statement, Investment Menu, Target Market Determination and Financial Services Guide along with any accompanying materials) and/or seek professional advice before making any investment decision. Disclosure documents for financial products offered by InvestSMART can be downloaded from the InvestSMART website or obtained by contacting 1300 880 160. The document provides general financial information only. InvestSMART has NOT considered your personal objectives, financial situation and needs when preparing this document. You should consider your individual objectives, financial situation and needs and seek professional advice where necessary before making any investment decision. Past performance is not a reliable indicator of future performance. InvestSMART does not assure nor guarantee the performance of any financial products offered. InvestSMART, its associates and their respective directors and other staff each declare that they may, from time to time, hold interests in securities that are contained in this investment product.

All table and chart data is correct as at 30 September 2022.